



antidote⁷¹



antidote71.com

SOCIAL PROSPECTING WORKBOOK

HOW TO USE SOCIAL MEDIA TO FIND NEW LEADS



WHAT IS SOCIAL PROSPECTING?

As an inbound marketer, you already understand the importance of social media as part of your marketing strategy. With nearly two billion monthly active users on Facebook and over 300 million monthly active users on Twitter, smart marketers know there's more potential than ever to use social platforms to get their name out there, spread their content, and draw more people to their site. Hey, it's your job to make people aware of what your company can offer, right?

Right. So that's why smart inbound marketers practice social prospecting – the art of scouring the social web, identifying potential prospects for your business, and engaging them to draw them to your site and get those potential prospects to your sales team. You've already got your fans and followers in your social networks. Now it's time to check out everyone else.

ABOUT THIS WORKBOOK

This social prospecting workbook will teach you the fundamentals of how to listen to social media conversations in order to generate leads for your business. It's beyond monitoring keywords. It's about engaging people that may or may not know what your business can do for them.

We've identified the quickest way to find potential prospects on Twitter, Facebook, LinkedIn, Pinterest, and Google+. We hope you can use the worksheets to help you get started with social prospecting.

Every worksheet includes:

- Short preparatory work to make the actual prospecting easy
- Visual instructions on how and where to find prospects
- Pro tips that will help you get the best results
- Prescriptions (Marketing Rx) for success
- Take-home exercises for follow-up prospecting

GETTING STARTED

To get started with any one of these worksheets, you'll need:

- A social profile for that network
- Keyword phrases that people use to find you on search
- Organic content related to those keyword phrases



TWITTER

1. PREP:

Write down the top three keyword phrases that people use to find you on search. You'll be able to use this content to draw prospects back to your website.

1. _____
2. _____
3. _____



Pro tip: Remember, shorter keyword phrases work better for Twitter.

Write down three pieces of content that are related to the search results of your keyword phrases.

1. _____
2. _____
3. _____

2. GET STARTED:

Head on over to Twitter and type in your keywords and hashtags using any combination you would like.



Pro tip: Mix and match searching your keyword phrases with a hashtag and without a hashtag for the most diverse results.

Please Note: Twitter has a couple options to sort your search results (see below). It automatically shows you "Top" results. If you'd like to see more results, click "All" at the top of your search. Or, just to the left of your search results, you can click "People" to only see other profiles, not tweets, that match your search.



Notes:

Based on their profiles, identify five Twitter users that could be potential leads for your business. Then follow them!

1. _____
2. _____
3. _____
4. _____
5. _____

3. TAKE ACTION:

Now it's time to start sharing the pieces of content you identified earlier. Start engaging with potential prospects by:

- Retweeting some of the content they've shared on Twitter, especially if what they shared is relevant to your industry (remember, these will appear to your followers)
- Clicking "Like" for relevant tweets to your industry or tweets you appreciate for being interesting or funny (these will not appear to your followers)
- Responding to any questions they may have tweeted to establish thought leadership



MARKETING APPLICATION:

Create a Twitter list of all the potential prospects you've identified to make checking in on them easy for you. Make sure to name your list something that is relevant to your industry. (You do this from your own profile page.)



Please Note: Twitter lists can be public or private. If you make a public list, name it something you don't mind others seeing (so do NOT name a public list "My Prospects" for instance – name it, "[Your Industry] Leaders" or something equally complimentary.) When you add someone to a public list, they get an alert the same way they get alerts for retweets, favorites, and @-mentions. (If you'd rather create a private list, feel free to name it whatever is best for your Twitter usage.)

TAKE-HOME EXERCISE

Spend 20 minutes a week:

- Repeating this exercise and adding more prospects to your list (5 mins)
- Retweeting relevant content for your industry from this Twitter list (5 mins)
- Favoriting tweets from potential prospects from this Twitter list (5 mins)
- Engaging with potential prospects by posing or answering questions from your Twitter list to establish thought leadership (5 mins)



LINKEDIN

1. PREP

Write down the top three keyword phrases that people use to find you on search. You'll be able to use this content to draw prospects back to your website.

1. _____
2. _____
3. _____



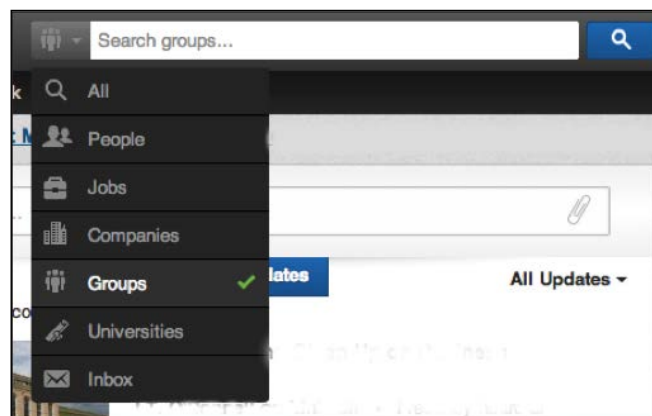
Pro tip: Remember, more business-focused keywords are favored on LinkedIn.

Write down three pieces of content that are related to the search results of your keyword phrases.

1. _____
2. _____
3. _____

2. GET STARTED:

Sign into LinkedIn, and to the left of the top search bar, select “Groups” from the drop-down icon menu, which will search all LinkedIn groups.



Pro tip: You can narrow your search results in the menu on the left by choosing what your relationship is to members of the groups, for instance if you want a category of “Open” or “Members only,” or if you want search results for groups that are in one or multiple Languages.

**Notes:**

Based on the group's description (and a quick scan), identify five LinkedIn Groups that could have potential prospects for your business and join them.

1. _____
2. _____
3. _____
4. _____
5. _____



Don't forget: Some groups are private, so you may need to wait until you are accepted into the group to complete the worksheet.

3. TAKE ACTION:

Now it's time to start sharing the pieces of content you identified earlier. Start engaging with potential prospects by:

- Joining in on conversations in the group where you can add value with your content
- "Liking" content that others are sharing in the group
- Sharing your own content and posing your own questions to the group

MARKETING APPLICATION:

When you find a particular post within the group you want to monitor, you can choose to "Follow Discussion" so you'll be updated when content for that post is added.

TAKE-HOME EXERCISE

Spend 20 minutes a week:

- Reviewing the content in the groups you've joined (5 mins)
- Commenting and adding value to posts from others in the group (5 mins)
- Evaluating those you engage with the most to see if a connection is a good fit (5 mins)
- Share one piece of organic content to the groups you've joined (5 mins)



FACEBOOK

1. PREP:

Write down the top three keyword phrases that people use to find you on search. You'll be able to use this content to draw prospects back to your website.

1. _____
2. _____
3. _____

Write down three pieces of content that are related to the search results of your keyword phrases.

1. _____
2. _____
3. _____

Write down 3 long-tail search queries that are created from those keywords.

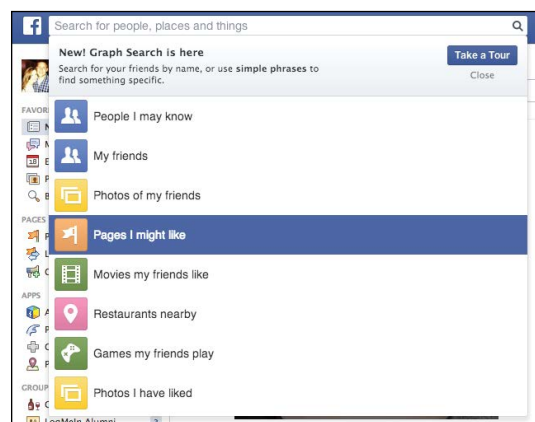
1. _____
2. _____
3. _____



Definition: Long-tail keywords are search queries composed of 3 or more words that are more specific than the keyword alone.

2. GET STARTED:

Sign into Facebook and type your long-tail search queries into Graph Search and see what comes up.



**Notes:**

Identify three pages could potentially have leads for you and “Like” them.

1. _____
2. _____
3. _____

Identify three groups could you join that prospects could potentially be in & join them.

1. _____
2. _____
3. _____



Pro tip: If you're not familiar with Graph Search, spend a few minutes and take the tour. Worth it! You can find that tour here: <https://search.fb.com>

3. TAKE ACTION:

Now it's time to start sharing the pieces of content you identified earlier. Start engaging with potential prospects by:

- Joining in on conversations on pages and groups where you can add value with content
- “Liking” relevant content on pages that is relevant to your industry
- Asking questions on pages and groups to engage others

MARKETING APPLICATION:

If possible, subscribe to the pages' or the groups' RSS feed (if enabled) so you don't miss any relevant content.

TAKE-HOME EXERCISE

Spend 20 minutes a week:

- Scanning the pages you've “liked” for any opportunity to join the conversation (5 mins)
- Searching the groups you've joined for opportunities to offer help or content (5 mins)
- Engaging with people from the groups or pages directly on their profiles (if possible) (5 mins)
- Share one piece of organic content to the groups or pages you've joined (5 mins)



PINTEREST

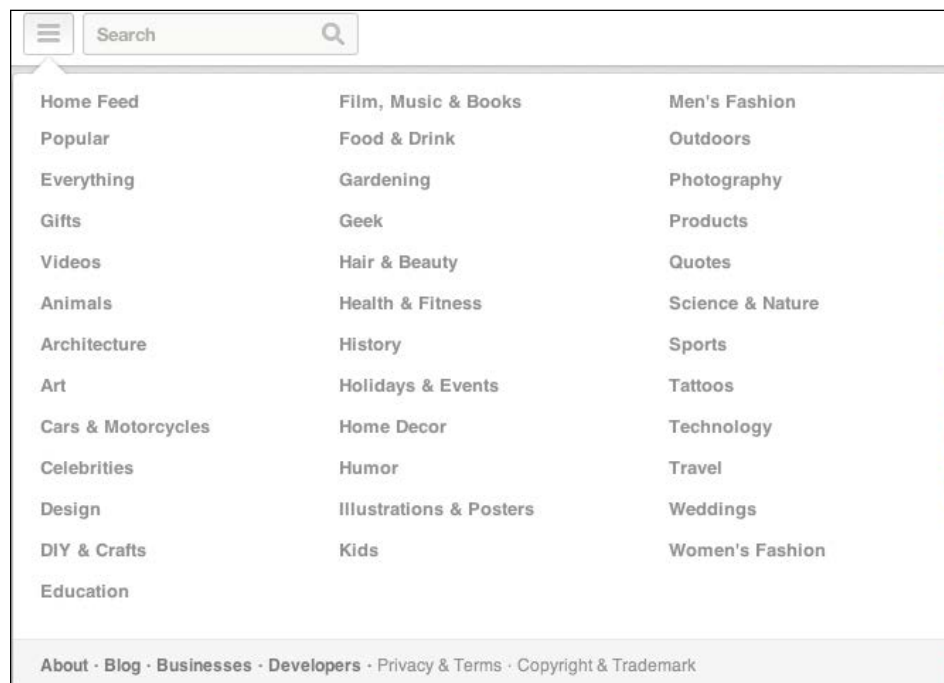
1. PREP:

Write down the top three keyword phrases (with a hashtag) that people use to find you on search. You'll be able to use this content to draw prospects back to your website.

1. _____
2. _____
3. _____

2. GET STARTED:

Go to Pinterest search and type in the keyword phrases with hashtags (and try without hashtags, too).



Pro tip: Use the left-hand menu of the Pinterest search bar to drill down into specific industries that could be a good fit for you.

**Notes:**

Based on Pins found, identify five pinners (businesses or people) that could be potential prospects and follow their boards.

1. _____
2. _____
3. _____
4. _____
5. _____

3. TAKE ACTION:

Now it's time to start sharing the pieces of content you identified earlier. Start engaging with potential prospects by:

- Scanning your new dashboard filled with the boards you follow for any relevant content
- Re-pinning any content from prospects that are useful to your followers
- Adding value through comments to pins by your prospects

MARKETING APPLICATION:

You can find out what content people like most from your website by using the website analytics feature on Pinterest. Learn more here:

<https://help.pinterest.com/en/articles/activity-your-website>

TAKE-HOME EXERCISE

Spend 15 minutes a week:

- Scanning the boards you follow to see any new pins (5 mins)
- Re-pinning any relevant content that your prospects are posting (5 mins)
- Evaluating anyone as a prospect who has pinned something from your website (5 mins)



GOOGLE+

1. PREP

Write down the top three keyword phrases that people use to find you on search. You'll be able to use this content to draw prospects back to your website.

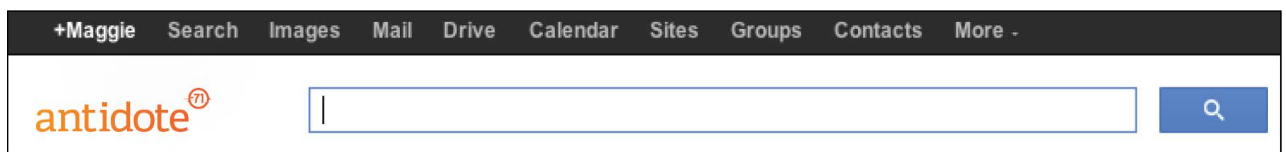
1. _____
2. _____
3. _____

Write down three pieces of content that are related to the search results of your keyword phrases.

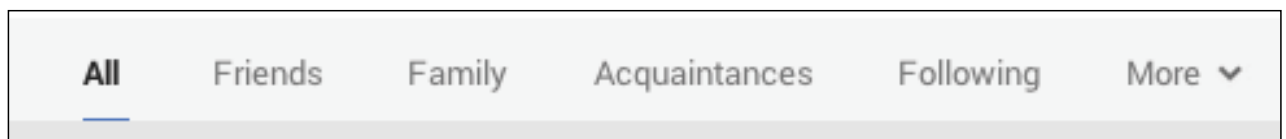
1. _____
2. _____
3. _____

2. GET STARTED:

Head on over to your Google+ account and search your keyword phrases.



Pro tip: Get context for your search results by toggling between All, Friends, Family, Acquaintances, and Following.



**Notes:**

Identify three people and pages that could potentially have leads for you and “follow” them.

1. _____
2. _____
3. _____

Identify three communities that could potentially have leads for you and “join” them.

1. _____
2. _____
3. _____

3. TAKE ACTION:

Now it's time to start sharing the pieces of content you identified earlier. Start engaging with potential prospects by:

- Digging into the pages and people you've followed and adding value when possible through comments
- Liking (“+1”) any content that's relevant to your and your business
- Identify regular contributors in your communities and engage with them through answering questions or providing helpful content

MARKETING APPLICATION:

Save all your Google+ searches for easy access later.
(Just bookmark or save the URLs of your searches.)

TAKE-HOME EXERCISE

Spend 30 minutes a week:

- Scanning Google+ posts and commenting on one relevant piece content (15 mins)
- Work on building relationships with regular contributors in communities by adding thought leadership to content they've shared (15 mins)

Founded in 2002 as a design firm, Antidote 71 has evolved to become a full-service agency that specializes in merging creative with brand strategy in both digital and traditional spaces. Our holistic approach to marketing gets brands noticed.

Why this matters to you: We're channel and platform agnostic. Not sure what that really means? Our print designs can be broken into multiple social media posts. We plan television alongside YouTube pre-roll. All marketing efforts will work together to present your brand and business cohesively and accurately – no matter where your audience sees them.

Antidote 71 is a unique partner for our clients and we're proud of doing things differently.

- Advertising
- Design
- Digital Marketing
- Web Development
- Video & Audio
- Brand Identity
- Lead Generation
- Media Strategies

SIOUX CITY / OMAHA

antidote⁷¹